

WL 365HQ

FD5

THE NEW 5/2 HIGH-YIELD LEADER

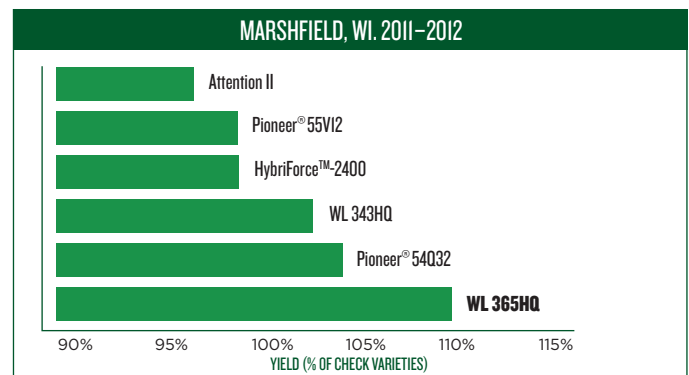
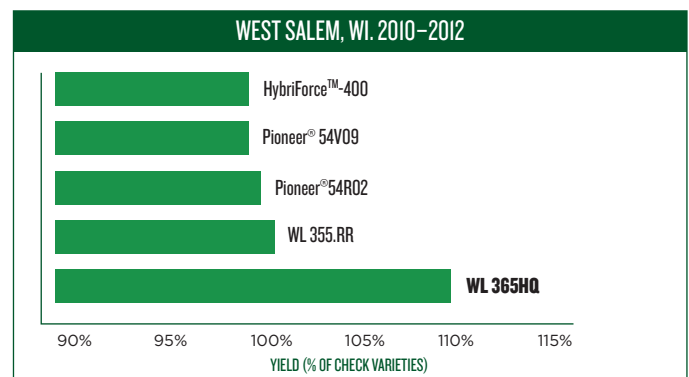
In 2002, W-L Research released its first 5/2 variety, which was an industry breakthrough, decoupling fall dormancy and winterhardiness, allowing growers across the U.S. to realize greater yield potential during the growing season without sacrificing winterhardiness or stand persistence. WL 365HQ is the latest release in the line of high-yielding types packed with HQ levels of forage quality.

WL 365HQ Advantages

- Very high yield potential and agronomic performance under 4- to 6-cut harvest management systems (FD=4.9), and now our highest-yielding winterhardy conventional HQ released to date
- HQ forage-quality levels make an ideal variety for cash hay or dairy producers
- Extremely winterhardy (WH=1.1); WL 365HQ delivers outstanding cold tolerance and long stand life, even under harsh weather conditions
- Perfect disease resistance index (DRI) of 30/30 for solid yield potential and stand persistence across a wide range of soil types and climates
- Quick regrowth after cutting with outstanding standability for intensive management systems
- Dark green, fine-stemmed and a highly palatable HQ variety
- WL 365HQ delivers fast recovery, quickly closing the canopy to outpace yield-robbing weeds
- Very well-adapted and selected for use in the Midwestern, Northwestern, Central Plains or Northeastern regions of the U.S.

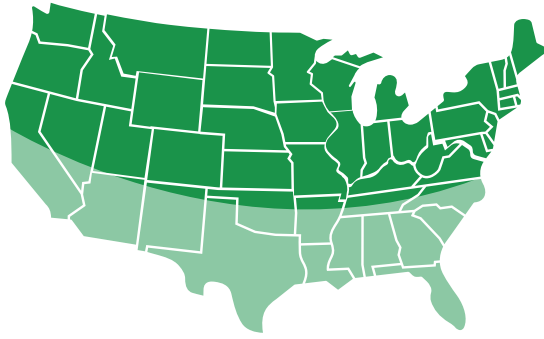


WL 365HQ OUTYIELDS THE COMPETITION



Results are based on controlled field trials at the listed W-L Research location. Results may vary and are dependent on factors outside of W-L Research's control, such as weather. Yield, profit and other results cannot be predicted or guaranteed by W-L Research.





AREA OF PRIMARY ADAPTATION



WL 365HQ is our latest 5/2 winterhardy HQ variety, improving on the tradition of exceptional yield potential, very high winter survival and superb forage quality first set by WL 357HQ, then WL 363HQ and now WL 365HQ.

AGRONOMIC TRAITS

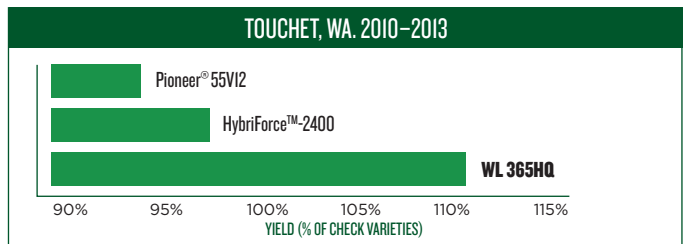
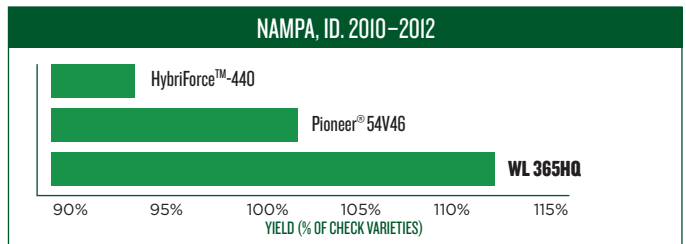
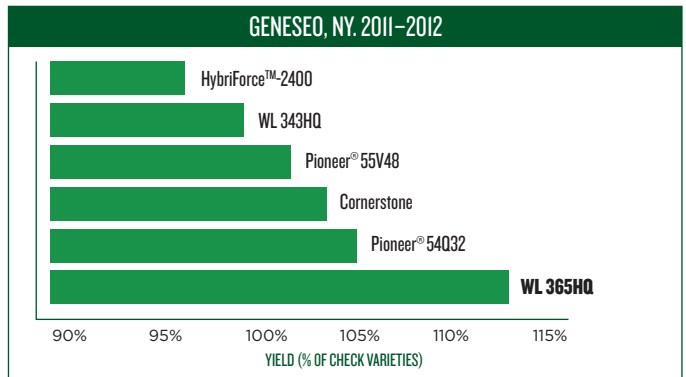
Maturity	Early
Fall Dormancy	4.9
Winterhardiness	1.1
Persistence Index	Very High
Recovery After Harvest	Very Fast
Standability	Excellent
Digestibility/Feed Value	Superior
Traffic Tolerance	Very Good
Disease Resistance Index	30/30

PEST RESISTANCE TRAITS

Bacterial Wilt	HR
Fusarium Wilt	HR
Anthracoese	HR
Phytophthora Root Rot	HR
Aphanomyces Root Rot – Race I	HR
Verticillium Wilt	HR
Disease Resistance Index	30/30
Aphids	HR
Stem Nematodes	R

HR = HIGH RESISTANCE

WL 365HQ OUTYIELDS THE COMPETITION



Results are based on controlled field trials at the listed W-L Research location. Results may vary and are dependent on factors outside of W-L Research's control, such as weather. Yield, profit and other results cannot be predicted or guaranteed by W-L Research.

Forage Genetics International, LLC ("FGI") is a member of Excellence Through Stewardship® (ETS). FGI products are commercialized in accordance with ETS Product Launch Stewardship Guidance, and in compliance with FGI's Policy for Commercialization of Biotechnology-Derived Plant Products in Commodity Crops. Certain products have been approved for import into key export markets with functioning regulatory systems. Any crop or material produced from this product can only be exported to, or used, processed or sold in countries where all necessary regulatory approvals have been granted. It is a violation of national and international law to move material containing biotech traits across boundaries into nations where import is not permitted. Growers should talk to their grain handler or product purchaser to confirm their buying position for this product. Growers should refer to <http://www.biotradestatus.com/> for any updated information on import country approvals. Excellence Through Stewardship® is a registered trademark of Biotechnology Industry Organization.

ALWAYS READ AND FOLLOW PESTICIDE LABEL DIRECTIONS. WL and Better Seed Through Research are registered trademarks and HQ is a trademark of W-L Research.

